

Effect of spring oilseed rape crop density on plant root biomass and soil enzymes activity

Rita Čepulienė[✉], Aušra Marcinkevičienė, Rimantas Velička,
Robertas Kosteckas, and Rita Pupalienė

Aleksandras Stulginskis University, Studentu 11, Akademija, LT-53361 Kaunas Distr., Lithuania

[✉] Corresponding author, rita.cepuliene@gmail.com

Received 1 October 2012, revised 6 December 2012, accepted 14 January 2013

Abstract. A field experiment was carried out at the Experimental Station of the Aleksandras Stulginskis University in 2011 with the objective to establish the influence of spring oilseed rape (*Brassica napus* L.) crop density (50–100, 100–150, 150–200, 200–250, 250–300, 300–350, 350–400, 400–450 plants m⁻²) on plant root biomass and soil enzymes urease and saccharase activity.

It was found that the highest plant root biomass in the 0–10 and 10–20 cm soil layers was formed at a plant density of 100–150 plants m⁻². With rape crop density increasing from 150 to 450 plants m⁻², a decreasing trend of plant root biomass in both soil layers was detected. Statistically significant dependencies were determined between the dry biomass of oilseed rape roots in the 0–10 cm soil layer and the content of potassium in the soil ($r = 0.76$, $P < 0.05$), and between the dry biomass of rape roots in the 10–20 cm soil layer and soil pH ($r = 0.74$, $P < 0.05$). With increasing rape crop density, compared with the thinnest crop, the activity of urease in the soil did not change significantly. At a rape crop density of more than 100 plants m⁻² the activity of saccharase significantly increased (by 31–56%) in comparison with saccharase activity in the thinnest crop. The soil urease activity depended on the spring rape crop density ($r = 0.81$, $P < 0.05$) and the content of available phosphorus ($r = 0.75$, $P < 0.05$). The soil saccharase activity was influenced by the rape crop density ($r = 0.79$, $P < 0.05$) and soil pH ($r = 0.72$, $P < 0.05$).

Key words: *Brassica napus*, crop density, root biomass, soil enzymes activity.

INTRODUCTION

Soil health is the capacity of soil to function as a vital living system within ecosystem and land-use boundaries, to sustain plant and animal productivity and water and air quality, and to promote plant and animal health. To evaluate sustainability of agricultural practices, assessment of soil health using various indicators of soil quality is needed (Doran & Zeiss, 2000). Soil enzyme activity can be used as an indicator of soil quality for assessing the sustainability of agricultural ecosystems (Gianfreda et al., 2005; Roldan et al., 2005). Soil enzymes are important in catalysing innumerable reactions involved in the decomposition of organic matter, cycling of nutrients, and formation of organic matter structure (Bandick & Dick, 1999; Kandeler et al., 1999; Liu et al., 2008; Melero et al., 2008). Enzyme activity is closely related to other important indicators of biological activity: respiration

intensity, nitrification ability, total amount of microorganisms, and even more strongly to soil organic carbon content, content of available P_2O_5 and K_2O , soil acidity, and crop yield (Schimner & Sonnentner, 1996; Bandick & Dick, 1999; Svirskienė, 1999; Liu et al., 2008).

Enzymes that catalyse a wide range of soil biological processes offer a useful assessment of soil 'function', and common enzymes, such as urease and saccharase, fit into this category (Burns & Dick, 2005). Urease catalyses the hydrolysis of urea to CO_2 and NH_3 , which is of particular interest because urea is an important nitrogen fertilizer. Urease is released from living and disintegrated microbial cells, and in the soil it can exist as an extracellular enzyme absorbed on clay particles or encapsulated in humic complexes (Nannipieri, 1994; Schimner & Sonnentner, 1996). Saccharase catalyses the hydrolysis of saccharose into glucose and fructose and characterizes change processes of organic carbon compounds (Schimner & Sonnentner, 1996).

Several studies show that enzyme activities can be used as early indicators of changes in soil properties originated by soil and crop management practices such as tillage, crop rotation, residue management, and fertilization (Bandick & Dick, 1999; Kandeler et al., 1999; Acosta-Martinez et al., 2003; Roldan et al., 2005; Melero et al., 2008; Zakarauskaitė et al., 2008; Wang et al., 2011). Acosta-Martinez et al. (2003) reported that the trends of the enzyme activities as affected by management depend on the soil, but in general crop rotation and conservation tillage increase enzyme activities. According to Bandick & Dick (1999), enzyme activities are generally higher in continuous grass fields than in cultivated fields. In cultivated systems, enzyme activity is higher where organic residues have been added as compared to treatments without organic amendments. Zakarauskaitė et al. (2005) found higher urease activity in the soil where cereals were grown and higher saccharase and dehydrogenase activity where perennial grasses were grown. Marcinkevičienė et al. (2011) established that with increasing spring rape crop density from 100 to 450 plants m^{-2} , compared with the thinnest crop (50–100 plants m^{-2}), the activity of urease in the soil does not change significantly, while the activity of saccharase significantly increases (by 31–53%). According to the data of Zakarauskaitė et al. (2008), long-term application of mineral fertilizers inhibits the activity of urease and saccharase.

Roots are the primary tools for the uptake of all mineral elements and water required for crop growth. Due to this fact, root growth and development are highly plastic (Neumann & Martinoia, 2002) and depend on climatic factors (Kjellström & Kirchmann, 1994), soil properties (Barraclough, 1989), crop density (Liakas et al., 2006), and fertilization (Govahi & Saffari, 2006). Roots store not only nutrients and carbohydrate reserves for plants, but they also host microbes (Chung et al., 2007) and add organic matter to the soil (Gale & Cambardella, 2000). Pietola & Alakukku (2005) found that the average total dry biomass of spring oilseed rape root (110 g DM m^{-3}) is less than that of barley (160 g DM m^{-3}), oats (260 g DM m^{-3}), and ryegrass (340 g DM m^{-3}). Plants can influence soil enzyme activity by excreting exogenous enzymes and can affect the species composition and diversity of microbes by releasing exudates and oxygen into the

rhizosphere, which indirectly affects enzyme activity (Kong et al., 2009). Niemi et al. (2005) found a positive correlation between root biomass and enzyme activity. Reboreda & Cacador (2008) also reported a positive correlation between root biomass and rhizosphere sediment enzyme activity of five hydrolases.

However, none of these studies examined relationships between root biomass, soil enzymes activity, and spring oilseed rape crop density. Therefore, the objective of this study was to evaluate the influence of spring oilseed rape crop density on plant root biomass and soil enzymes urease and saccharase activity.

MATERIALS AND METHODS

The field experiment was carried out at the Experimental Station of the Aleksandras Stulginskis University (54°53'N, 23°50'E) in 2011. The soil of the experimental area was *Calc(ar)i-Endohypogleyic Luvisol (LVg-n-w-cc)* and its texture was medium clay loam on heavy clay loam (according to the Katchinski method). Soil pH_{KCl} was 6.50, content of total nitrogen 0.34%, available P_2O_5 426 mg kg^{-1} , and K_2O 161 mg kg^{-1} . The agrochemical characteristics of the soil were determined as follows: pH_{KCl} was measured potentiometrically, content of total nitrogen by the Kjeldahl method, content of available phosphorus and available potassium was determined by the ammonium lactate (AL) method.

Different crop densities of spring oilseed rape (*Brassica napus* L. subsp. *oleifera* *annua* Metzg.) were formed by a precision seed-drill with respect to rape 'Sponsor' seed germination rate and 1000 seed weight. The treatments of the experiment were as follows: (1) 2 kg ha^{-1} (50–100 plants m^{-2}), (2) 4 kg ha^{-1} (100–150 plants m^{-2}), (3) 6 kg ha^{-1} (150–200 plants m^{-2}), (4) 8 kg ha^{-1} (200–250 plants m^{-2}), (5) 10 kg ha^{-1} (250–300 plants m^{-2}), (6) 12 kg ha^{-1} (300–350 plants m^{-2}), (7) 14 kg ha^{-1} (350–400 plants m^{-2}), and (8) 16 kg ha^{-1} (400–450 plants m^{-2}).

The area of the sampling plots was 27.0 m^2 . Three replications were made. Soil tillage: in autumn conventional ploughing at a depth of 23–25 cm, in spring cultivation (twice) and harrowing. Rape was sown after bare fallow. Rape was sprayed twice against pests with lambdacihalotrin (0.0075 kg ha^{-1}). Fertilization: before rape sowing 64 kg ha^{-1} N, 64 kg ha^{-1} P_2O_5 , 94 kg ha^{-1} K_2O (400 kg ha^{-1} azophoska and 50 kg ha^{-1} potassium chloride) and at the budding stage 70 kg ha^{-1} N (200 kg ha^{-1} ammonium nitrate).

Crop density of spring rape was determined in four points of each field by counting plants within a 0.25 m^2 frame.

Roots were studied in each plot at 0–10 and 10–20 cm soil depths using the small monolith (0.001 m^3) method at spring rape flowering stage (Lapinskienė, 1993). In order to determine the dry biomass of rape root, roots from each monolith were dried in a thermostat at 105 °C for 24 h and weighed. The dry biomass of rape root was expressed in g m^{-2} .

To estimate the activity of soil enzymes, soil samples were taken in 2011 from the soil layer of 0–25 cm at the spring rape flowering stage. The activity of soil urease (EC 3.5.1.5) was determined in dry samples according to the Hofmann &

Schmidt (1953) method and that of saccharase (invertase) (EC 3.2.1.26) according to the Hofmann & Seegerer (1950) method (both methods cited in and modified by Chunderova, 1973).

The means were compared using the F criterion and least significant differences (LSD) test at $P_{(\text{level})} < 0.05$ with ANOVA. Correlations were established using STATENG (software package SELEKCIJA) (Tarakanovas & Raudonius, 2003).

RESULTS AND DISCUSSION

The highest dry biomass of spring rape root was accumulated in the 0–10 cm soil layer (Fig. 1). The root biomass in the 10–20 cm soil layer (Fig. 2) was found to be 8.2 to 13.2 times lower than that in the 0–10 cm soil layer. Barraclough (1989) and Pietola & Alakukku (2005) reported that most rape root growth occurs in the top 20 cm of soil: from 66% to 80% of total root length is there.

It was established that the highest root biomass in the 0–10 cm soil layer was formed at a crop density of 100–150 plants m^{-2} (Fig. 1). With the increasing spring rape crop density from 150 to 300 plants m^{-2} the root biomass decreased; however, no significant differences were established. At a crop density of 300–350 plants m^{-2} the decrease of root biomass was significant (38.3%) compared with the crop density of 100–150 plants m^{-2} . A negative statistically significant relationship was established between spring rape crop density and dry biomass of roots in the 0–10 cm soil layer ($y = 353.21 - 0.26x$, $r = -0.73$, $P < 0.05$). Liakas et al. (2006) also reported that with the increasing rape crop density the root biomass decreases.

The highest root biomass in the 10–20 cm soil layer was formed at a crop density of 100–150 plants m^{-2} (Fig. 2). With the increasing spring rape crop density from 150 to 350 plants m^{-2} the root biomass decreased; however, no

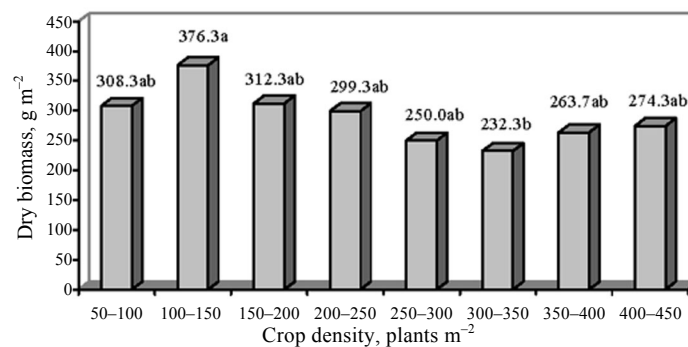


Fig. 1. The effect of crop density on dry biomass of spring oilseed rape roots in the 0–10 cm soil layer at the flowering stage, 2011. Means not having a common letter (a, b) are significantly different ($P < 0.05$).

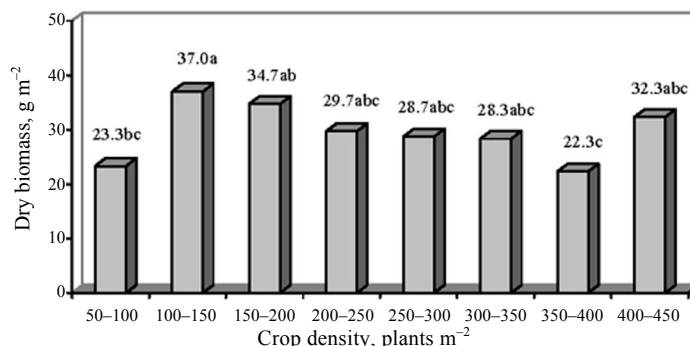


Fig. 2. The effect of crop density on dry biomass of spring oilseed rape roots in the 10–20 cm soil layer at the flowering stage, 2011. Means not having a common letter (a, b, c) are significantly different ($P < 0.05$).

significant differences were established. At crop densities of 50–100 and 350–400 plants m⁻² the decrease of root biomass was significant (by 37–40%) compared with the crop density of 100–150 plants m⁻². Due to deficit of mineral nutrients in the thickest spring rape crop (400–450 plants m⁻²) roots of plants penetrate deeper into soil in search for nutrients.

Mineral nutrients supply greatly affects both the size and morphology of root systems (Durieux et al., 1994). Among nutrients nitrogen (Durieux et al., 1994) and phosphorus (Kuang et al., 2005) have great influence on root growth, while the effect of potassium is not well documented (Robinson & Vuuren, 1998). Correlation and regression analyses of our data revealed statistically significant dependencies between the dry biomass of oilseed rape roots in the 0–10 cm soil layer and the content of potassium in the soil ($y = -938.85 + 13.93x - 0.04x^2$, $r = 0.76$, $P < 0.05$) and between the dry biomass of rape roots in the 10–20 cm soil layer and the soil pH ($y = -222.24 + 38.73x$, $r = 0.74$, $P < 0.05$).

With increasing spring rape crop density, compared with the thinnest crop, a trend of increased activity of urease was observed (Fig. 3), but the differences were not significant. This can be explained by the fact that during the intensive growing period rape uses a lot of mineral nutrients, especially nitrogen. A positive and statistically significant relationship was established between spring rape crop density and soil urease activity ($y = 0.42 + 0.001x$, $r = 0.81$, $P < 0.05$).

Significantly lower activity of soil saccharase (by 24–36%) was observed in the case of the thinnest spring rape crop density (50–100 plants m⁻²) compared with the crop density of 100–450 plants m⁻² (Fig. 4). The highest activity of saccharase was found at a crop density of 100–150 plants m⁻², where the dry biomass of rape root was the highest. With the increasing spring rape crop density from 150 to 450 plants m⁻² saccharase activity showed a decreasing trend. According to the data of Svirskienė et al. (1997), soil saccharase activity depends on the plant root and stubble biomass and the content of humus in the soil. A parabolic statistically

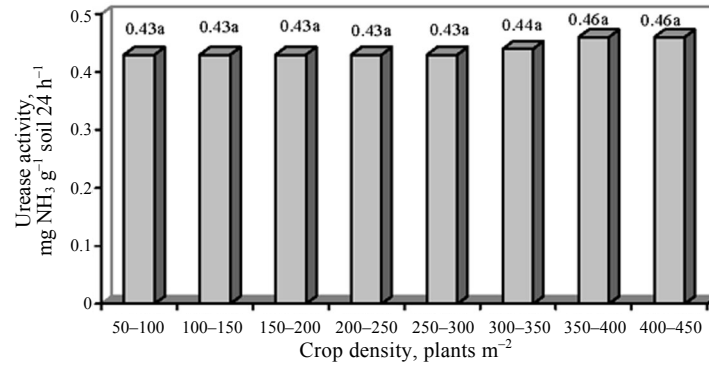


Fig. 3. The effect of crop density on soil urease activity at the spring oilseed rape flowering stage, 2011 ($P > 0.05$).

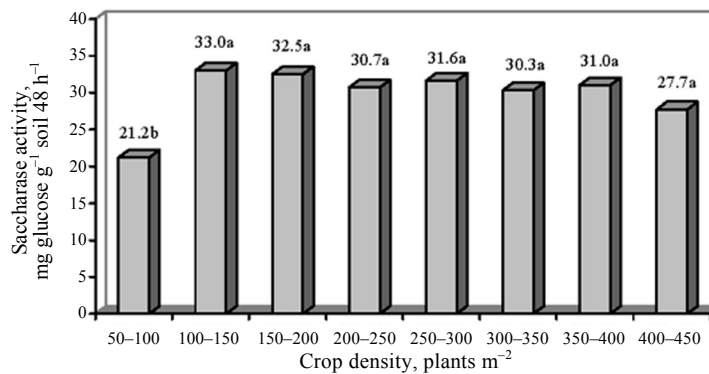


Fig. 4. The effect of crop density on soil saccharase activity at the spring oilseed rape flowering stage, 2011. Means not having a common letter (a, b, c) are significantly different ($P < 0.05$).

significant relationship was established between spring rape crop density and soil saccharase activity ($y = 18.07 + 0.12x - 0.01x^2$, $r = 0.79$, $P < 0.05$).

Soil enzyme activities are usually correlated either with their organic carbon and/or total nitrogen contents (Gianfreda et al., 2005; Kheyrodin & Antoun, 2008; Melero et al., 2008). According to Liu et al. (2008), soil saccharase activity is positively correlated with total nitrogen and available phosphorus, and urease activity is negatively correlated with the soil pH. Zakarauskaitė et al. (2005) obtained a strong relationship between urease and saccharase activity and total nitrogen and between available potassium and saccharase activity. In the present study correlative–regressive analysis of the data revealed statistically significant dependencies between soil urease activity and the content of available phosphorus ($y = 0.38 + 0.001x$, $r = 0.75$, $P < 0.05$) and between soil saccharase activity and the soil pH ($y = -152.94 + 28.10x$, $r = 0.72$, $P < 0.05$).

According to the data of Kong et al. (2009), root activity shows a stronger correlation with enzyme activity, while root biomass shows a weaker correlation. These results suggest that root activity and root size (root surface area) are more important than root biomass in affecting enzyme activity. Also the results of our investigation did not show any significant effect of rape root biomass on urease and saccharase activity.

CONCLUSIONS

The present study showed that the highest plant root biomass in the 0–10 and 10–20 cm soil layers was formed at a plant density of 100–150 plants m⁻². With increasing rape crop density from 150 to 450 plants m⁻², a decreasing trend of plant root biomass was observed in both soil layers. Statistically significant dependencies existed between the dry biomass of oilseed rape roots in the 0–10 cm soil layer and the content of potassium in the soil ($r = 0.76$, $P < 0.05$) and between the dry biomass of rape roots in the 10–20 cm soil layer and the soil pH ($r = 0.74$, $P < 0.05$). With increasing rape crop density, compared with the thinnest crop, the activity of urease in the soil did not change significantly. At a rape crop density of over 100 plants m⁻² the activity of saccharase significantly increased (by 31–56%) in comparison with the saccharase activity in the thinnest crop. The soil urease activity depended on the spring rape crop density ($r = 0.81$, $P < 0.05$) and the content of available phosphorus ($r = 0.75$, $P < 0.05$). The soil saccharase activity was influenced by the rape crop density ($r = 0.79$, $P < 0.05$) and the soil pH ($r = 0.72$, $P < 0.05$). The study revealed correlations between several indicators: soil enzymes activity and oilseed rape crop density, dry biomass of rape root and soil agrochemical properties, and soil enzymes activity and soil agrochemical properties.

REFERENCES

- Acosta-Martinez, V., Zobeck, T. M., Gill, T. E. & Kennedy, A. C. 2003. Enzyme activities and microbial community structure in semiarid agricultural soils. *Biology and Fertility of Soils*, **38**, 216–227.
- Bandick, A. K. & Dick, R. P. 1999. Field management effects on soil enzyme activities. *Soil Biology and Biochemistry*, **31**, 1471–1479.
- Barraclough, P. B. 1989. Root growth, macro-nutrient uptake dynamics and soil fertility requirements of a high-yielding winter oilseed rape crop. *Plant & Soil*, **119**, 59–70.
- Burns, R. G. & Dick, R. P. 2005. *Enzymes in the Environment. Activity, Ecology and Applications*. Taylor & Francis, New York.
- Chunderova, A. 1973. *Fermentativnaya aktivnost' dernovo-podzolistykh pochv Severo Zapadnoj zony* [Fermentation Activity of Sod-Podzolic Soils of the North-Western Zone]. Abstract of thesis for the degree of Candidate of Sciences. Tallinn (in Russian).
- Chung, H., Zak, D. R., Reich, P. B. & Ellsworth, D. S. 2007. Plant species richness, elevated CO₂, and atmospheric nitrogen deposition alter soil microbial community composition and function. *Global Change Biology*, **13**, 980–989.
- Doran, J. W. & Zeiss, M. R. 2000. Soil health and sustainability: managing the biotic component of soil quality. *Applied Soil Ecology*, **15**, 3–11.

- Durieux, R. P., Kamprath, E. J., Jackson, W. A. & Moll, R. H. 1994. Root distribution of corn: the effect of nitrogen fertilization. *Journal of Agronomy*, **86**, 958–962.
- Gale, W. J. & Cambardella, C. A. 2000. Carbon dynamics of surface residue- and root-derived organic matter under simulated no-till. *Soil Science Society of America Journal*, **64**, 190–195.
- Gianfreda, L., Rao, M. A., Piotrowska, A., Palumbo, G. & Colombo, C. 2005. Soil enzyme activities as affected by anthropogenic alterations: intensive agricultural practices and organic pollution. *Science of the Total Environment*, **341**, 265–279.
- Govahi, M. & Saffari, M. 2006. Effect of potassium and sulphur fertilizers on yield, yield components and seed quality of spring canola (*Brassica napus* L.) seed. *Journal of Agronomy*, **5**, 577–582.
- Kandeler, E., Palli, S., Stemmer, M. & Gerzabek, M. H. 1999. Tillage changes microbial biomass and enzyme activities in particle-size fractions of a Haplic Chernozem. *Soil Biology and Biochemistry*, **31**, 1253–1264.
- Kheyrodin, H. & Antoun, H. 2008. Tillage and manure effect on soil microbial biomass and respiration and on enzyme activities. In *5th International Symposium ISMOM*, p. 16. Pucón, Chile.
- Kjellström, C. G. & Kirchmann, H. 1994. Dry matter production of oilseed rape (*Brassica napus*) with special reference to the root system. *The Journal of Agricultural Science*, **123**, 327–332.
- Kong, L., Wang, Y.-B., Zhao, L.-N. & Chen, Z.-H. 2009. Enzyme and root activities in surface-flow constructed wetland. *Chemosphere*, **76**, 601–608.
- Kuang, R. B., Hong, L., Xiang-Long, Y. & Yin-Shan, D. 2005. Phosphorus and nitrogen interaction in field-grown soybean as related to genetic attributes of root morphological and nodular traits. *Journal of Integrative Plant Biology*, **47**, 549–559.
- Lapinskienė, L. 1993. Lietuvos agrolandsafto ekosistemų žolinių bendrijų požeminių organų ekomorfologinis, kiekybinis ir fitocenotinis įvertinimas: gamtos mokslų habilitacinio darbo referatas. Vilnius (in Lithuanian).
- Liakas, V., Malinauskas, D. & Šiuliauskas, A. 2006. Žieminių rapsų pasėlio tankumo įtaka jų augalų produktyvumui ir derliui. *Žemės ūkio mokslai*, **2**, 18–23 (in Lithuanian).
- Liu, X.-M., Li, Qi., Liang, W.-J. & Jiang, Y. 2008. Distribution of soil enzyme activities and microbial biomass along a latitudinal gradient in farmland of Songliao Plain, Northeast China. *Pedosphere*, **18**, 431–440.
- Marcinkevičienė, A., Velička, R. & Kosteckas, R. 2011. Dirvos fermentų aktyvumo palyginimas skirtingo tankumo vasarinių rapsų agrocenozėse. Iš *Žmogaus ir gamtos sauga: tarptautinė mokslinė-praktinė konferencija*, pp. 131–134. Akademija, Kaunas (in Lithuanian).
- Melero, S., Vanderlinden, K., Ruiz, J. C. & Madejon, E. 2008. Long-term effect on soil biochemical status of a Vertisol under conservation tillage system in semi-arid Mediterranean conditions. *European Journal of Soil Biology*, **44**, 437–442.
- Nannipieri, P. 1994. The potential use of soil enzymes as indicators of productivity, sustainability and pollution. In *Soil Biota: Management in Sustainable Farming Systems* (Pankhurst, C. E., Doube, B. M., Gupta, V. V. S. R. & Grace, P. R., eds), pp. 238–244. CSIRO, Australia.
- Neumann, G. & Martinoia, E. 2002. Cluster roots – an underground adaptation for survival in extreme environments. *Trends in Plant Science*, **7**, 162–167.
- Niemi, R. M., Vepsäläinen, M., Wallenius, K., Simpanen, S., Alakukku, L. & Pietola, L. 2005. Temporal and soil depth-related variation in soil enzyme activities and in root growth of red clover (*Trifolium pratense*) and timothy (*Phleum pratense*) in the field. *Applied Soil Ecology*, **30**, 113–125.
- Pietola, L. & Alakukku, L. 2005. Root growth dynamics and biomass input by Nordic annual field crops. *Agriculture, Ecosystems & Environment*, **108**, 135–144.
- Reboreda, R. & Caçador, I. 2008. Enzymatic activity in the rhizosphere of *Spartina maritima*: potential contribution for phytoremediation of metals. *Marine Environmental Research*, **65**, 77–84.
- Robinson, D. & Vuuren, M. M. I. V. 1998. Responses of wild plants nutrients patches in relation to growth rate and life span. In *Variation in Plant Growth* (Labbers, H., Poorter, H. & Vuuren, M. M. I. V., eds), pp. 237–257. Bakhuis, Leiden, The Netherlands.

- Roldan, A., Salinas-Garcia, J. R., Alguacil, M. M., Diaz, E. & Caravaca, F. 2005. Soil enzyme activities suggest advantages of conservation tillage practices in sorghum cultivation under subtropical conditions. *Geoderma*, **129**, 178–185.
- Schimner, F. & Sonnentner, R. 1996. *Bodenökologie: Mikrobiologie und Bodenenzymatik*. Springer, Berlin (in German).
- Svirskienė, A. 1999. Antropogeniniam poveikiui jautrių dirvožemio mikrobiologinio aktyvumo ir jo derlingumo indikatorių įvertinimas. *Ekologija*, **3**, 90–94 (in Lithuanian).
- Svirskienė, A., Šlepetienė, A. & Bučienė, A. 1997. Microbiological processes and humus quality while applying organic and mineral fertilizers. In *Ecological Effects of Microorganism Action: Material of International Conference*, pp. 213–217. Vilnius.
- Tarakanovas, P. & Raudonius, S. 2003. *Agronominių tyrimų duomenų statistinė analizė taikant kompiuterines programas ANOVA, STAT, SPLIT-PLOT iš paketo Selekcija ir Irristat*. Akademija, Kaunas (in Lithuanian).
- Wang, J. B., Chen, Z. H., Chen, L. J., Zhu, A. N. & Wu, Z. J. 2011. Surface soil phosphorus and phosphatase activities affected by tillage and crop residue input amounts. *Plant, Soil & Environment*, **6**, 251–257.
- Zakarauskaitė, D., Grigaliūnienė, K., Kučinskas, J. & Valikonytė, V. 2005. Ilgalaikio tręšimo organinėmis ir mineralinėmis trąšomis poveikis dirvožemio biologiniam aktyvumui. *Vagos*, **68**, 44 (in Lithuanian).
- Zakarauskaitė, D., Vaišvila, Z., Motuzas, A., Grigaliūnienė, K., Buivydaitė, V. V., Vaisvalavičius, R. & Butkus, V. 2008. The influence of long-term application of mineral fertilizers on the biological activity of *Cambisols*. *Ekologija*, **54**, 173–178.

Suvirapsi taimiku tiheduse mōju taimejuurte biomassile ja mulla ensūūmide aktyivsusele

Rita Čepulienė, Aušra Marcinkevičienė, Rimantas Velička,
Robertas Kosteckas ja Rita Pupalienė

Pōldkatsed viidi lābi 2011. aastal Aleksandras Stulginskise Ūlikooli katsejaamas. Katse eesmārgiks oli uurida suvirapsi (*Brassica napus* L.) taimiku tiheduse (50–100, 100–150, 150–200, 200–250, 250–300, 300–350, 350–400, 400–450 taime/m²) mōju taimejuurete biomassile ja mulla ensūūmide ureaasi ning saharaasi aktyivsusele. Selgus, et suurim taimejuurte dītsemise aegne biomass 0–10 ja 10–20 cm mullakihi formeerub kultuuri tiheduse 100–150 taime/m² korral. Taimiku tiheduse suurenemisega 150-lt 450 taimeni ruutmeetri kohta kaasneb taimejuurte biomassi vāhenemine mōlemas eelnimetatud mullakihi. Statistiliselt usaldusvāārsed seosed esinesid suvirapsi 0–10 cm mullakihi juurte kuiva biomassi ja mulla kaaliumisisalduse vahel ($r = 0,76$, $P < 0,05$) ning 10–20 cm mullakihi juurte kuiva biomassi ja mulla pH vahel ($r = 0,74$, $P < 0,05$). Seoses suvirapsi taimiku tiheduse suurenemisega alates kōige hōredamast (50 taime/m²) kuni kōige tihedamani (450 taime/m²) ureaasi aktyivsuses statistiliselt olulisi muutusi ei tēheldatud. Suvirapsi taimiku tihedusel ūle 100 taime ruutmeetri kohta suureneb oluliselt (31–56% ulatuses) saharaasi aktyivsus mullas. Mulla ureaasi aktyivsus sōltub taimelele omastatavast fosforisisaldusest ($r = 0,75$, $P < 0,05$). Mulla saharaasi aktyivsust mōjutavad enam suvirapsi taimiku tihedus ($r = 0,79$, $P < 0,05$) ja mulla pH ($r = 0,72$, $P < 0,05$).